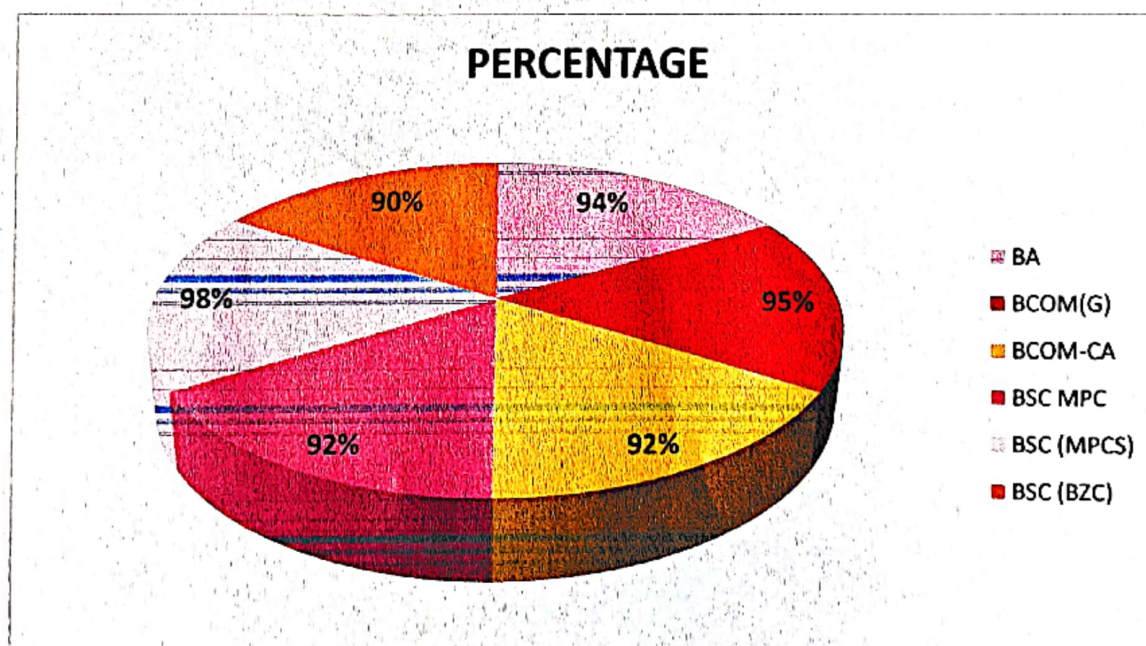


SVD GOVERNMENT DEGREE COLLEGE (W) NIDADAVOLE

(Affiliated to Adikavi Nannaya University)

ANALYSIS OF STUDENT SATISFACTION SURVEY 2022-23

S.NO	PROGRAMME	PERCENTAGE
1	BA	94%
2	BCOM(G)	95%
3	BCOM-CA	92%
4	BSC(MPC)	92%
5	BSC(MPCS)	98%
6	BSC(BZC)	90%



STUDENT SATISFACTION SURVEY (2022-23)

Student Satisfaction Survey is conducted every year to know about the students' perception about Teaching – Learning and Evaluation, which will help to upgrade the quality of process followed in our institution.

Students are randomly selected for the survey by system. The students will remain anonymous throughout the survey process. In SSS there would be twenty one questions all over and out of which, twenty questions would be objective type and one question provides opportunity for the students to give their observations / suggestions in a descriptive way to improve the overall teaching – learning experience in our institution.

The questionnaire covers a wide array of skills involved in the teaching process which vary from teaching skills of the teacher, technical knowledge, effectiveness of communication, preparedness, doubt clearing skills and use of ICT, to overall approach to the educational process like motivation, interpersonal relationships, feedback, dynamically modifying teaching methodology to help weak students etc.,

Criterion II – Teaching–Learning and Evaluation

Student Satisfaction Survey on Teaching Learning Process

Following are questions for online student satisfaction survey regarding teaching learning process.

1. How much of the syllabus was covered in the class?
 - 4 – 85 to 100%
 - 3 – 70 to 84%
 - 2 – 55 to 69%
 - 1– 30 to 54%
 - 0 –Below 30%

2. How well did the teachers prepare for the classes?
 - 4 –Thoroughly
 - 3 – Satisfactorily
 - 2 – Poorly
 - 1 – Indifferently
 - 0 – Won't teach at all

3. How well were the teachers able to communicate?
 - 4 – Always effective
 - 3 – Sometimes effective
 - 2 – Just satisfactorily
 - 1– Generally ineffective
 - 0– Very poor communication

4. The teacher's approach to teaching can best be described as
 - 4– Excellent
 - 3 – Very good
 - 2 – Good
 - 1 – Fair
 - 0– Poor

5. Fairness of the internal evaluation process by the teachers.
- 4 – Always fair
 - 3 – Usually fair
 - 2 – Sometimes unfair
 - 1 – Usually unfair
 - 0– Unfair
6. Was your performance in assignments discussed with you?
- 4 – Every time
 - 3 – Usually
 - 2 – Occasionally/Sometimes
 - 1 – Rarely
 - 0– Never
7. The institute takes active interest in promoting internship, student exchange, field visit opportunities for students.
- 4 – Regularly
 - 3 – Often
 - 2 – Sometimes
 - 1 – Rarely
 - 0– Never
8. The teaching and mentoring process in your institution facilitates you in cognitive, social and emotional growth.
- 4 – Significantly
 - 3 – Very well
 - 2 – Moderately
 - 1 – Marginally
 - 0– Not at all
9. The institution provides multiple opportunities to learn and grow.
- 4 – Strongly agree
 - 3 – Agree
 - 2 – Neutral
 - 1 – Disagree
 - 0– Strongly disagree

10. Teachers inform you about your expected competencies, course outcomes and programme outcomes.

- 4 – Every time
- 3 – Usually
- 2 – Occasionally/Sometimes
- 1 – Rarely
- 0 – Never

11. Your mentor does a necessary follow-up with an assigned task to you.

- 4 – Every time
- 3 – Usually
- 2 – Occasionally/Sometimes
- 1 – Rarely
- 0 – I don't have a mentor

12. The teachers illustrate the concepts through examples and applications.

- 4 – Every time
- 3 – Usually
- 2 – Occasionally/Sometimes
- 1 – Rarely
- 0 – Never

13. The teachers identify your strengths and encourage you with providing right level of challenges.

- 4 – Fully
- 3 – Reasonably
- 2 – Partially
- 1 – Slightly
- 0 – Unable to

14. Teachers are able to identify your weaknesses and help you to overcome them.

- 4 – Every time
- 3 – Usually
- 2 – Occasionally/Sometimes
- 1 – Rarely
- 0 – Never

15. The institution makes effort to engage students in the monitoring, review and continuous quality improvement of the teaching learning process.

- 4 – Strongly agree
- 3 – Agree
- 2 – Neutral
- 1 – Disagree
- 0 – Strongly disagree

16. The institute/ teachers use student centric methods, such as experiential learning, participative learning and problem solving methodologies for enhancing learning experiences.

- 4 – To a great extent
- 3 – Moderate
- 2 – Some what
- 1 – Very little
- 0 – Not at all

17. Teachers encourage you to participate in extracurricular activities.

- 4 – Strongly agree
- 3 – Agree
- 2 – Neutral
- 1 – Disagree
- 0 – Strongly disagree

18. Efforts are made by the institute/ teachers to inculcate soft skills, life skills and employability skills to make you ready for the world of work.

- 4 – To a great extent
- 3 – Moderate
- 2 – Some what
- 1 – Very little
- 0 – Not at all

19. What percentage of teachers use ICT tools such as LCD projector, Multimedia, etc. while teaching.

- 4 – Above 90%
- 3 – 70 – 89%
- 2 – 50 – 69%
- 1 – 30 – 49%
- 0 – Below 29%

20. The overall quality of teaching-learning process in your institute is very good.

4 – Strongly agree

3 – Agree

2 – Neutral

1 – Disagree

0 – Strongly disagree

21. Give three observation / suggestions to improve the overall teaching – learning experience in your institution.

a)

b)

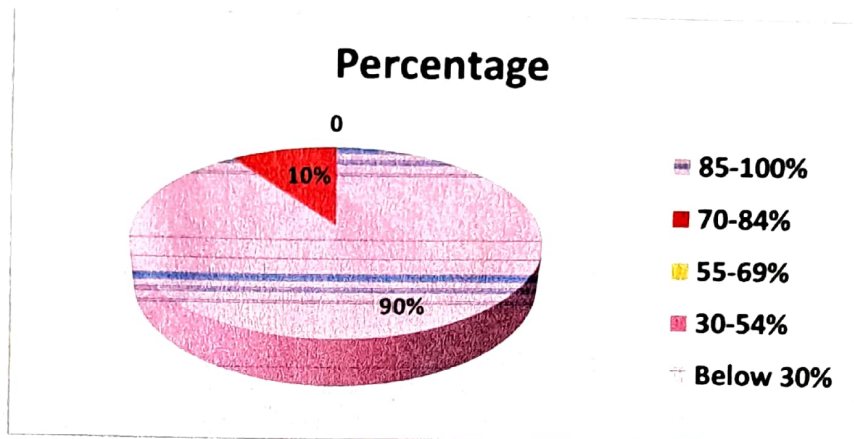
c)

Teaching – Learning and Evaluation

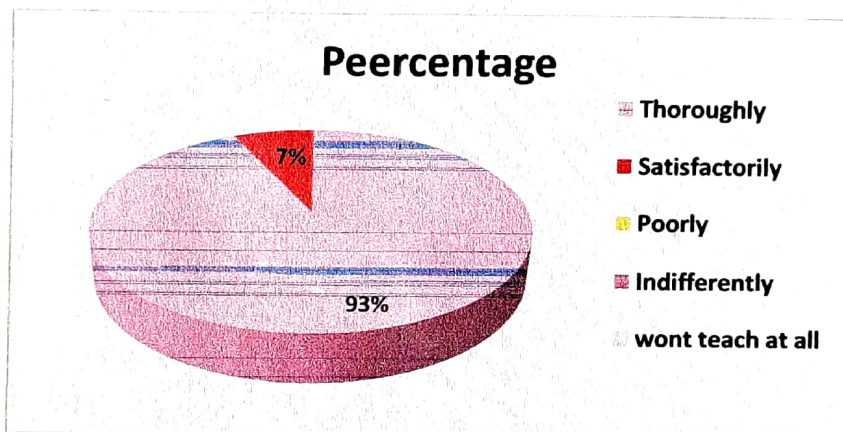
Sl.No	Description	Average
1.	Syllabus covered in the class	3.6
2	Teachers preparation for the classes	3.7
3	Teachers communication	3.3
4	Teaching approach	2.5
5	Internal evaluation process by the teachers	3.3
6	Discussion of Students performance in assignments	3.3
7	Internship, student exchange, field visit opportunities	3.2
8	Teaching and mentoring process to facilitates cognitive, social and emotional growth	2.5
9	Multiple opportunities to learn and grow	2.6
10	Information about expected competencies, course outcomes and programme outcomes	2.1
11	Mentor follow-up with an assigned task to students	2.8
12	Teachers illustrate the concepts through examples and applications.	3.6
13	Teachers identify student strengths and encourage students with providing right level of challenges	3.6
14	Teachers are able to identify students' weaknesses and help students to overcome them	2.6
15	Efforts taken to Students in monitoring, review and continuous quality improvement of the teaching learning process.	2.8
16	The institute/ teachers use student centric methods, such as experiential learning, participative learning and problem-solving methodologies for enhancing learning experiences.	2.9
17	Teachers encourage students to participate in extracurricular activities	3.2
18	Efforts made by the institute/ teachers to inculcate soft skills, life skills and employability skills to make students ready for the world of work	2.8
19	Percentage of teachers use ICT tools such as LCD projector, Multimedia, etc. while teaching.	3.7
20	The overall quality of teaching-learning process in institute	3.7

Data Analysis

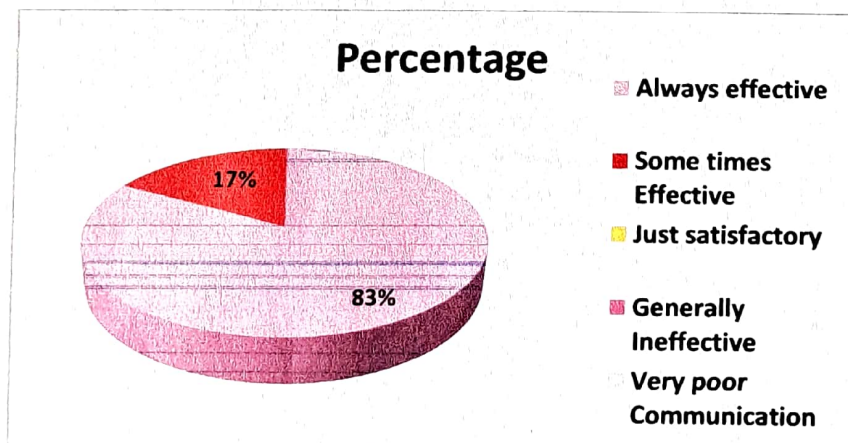
1. How much of the syllabus was covered in the class?



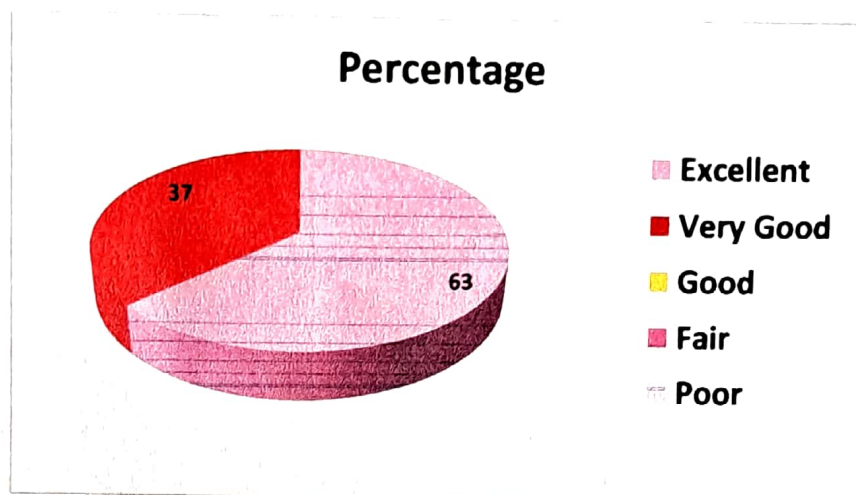
2. How well did the teachers prepare for the classes?



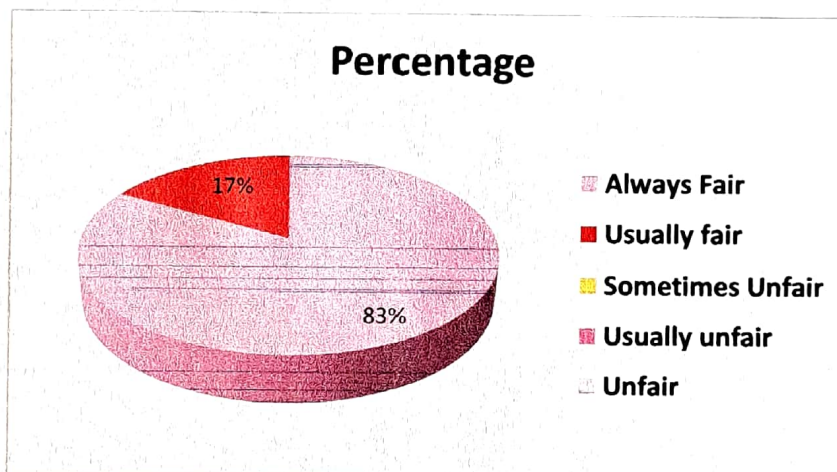
3. How well were the teachers able to communicate?



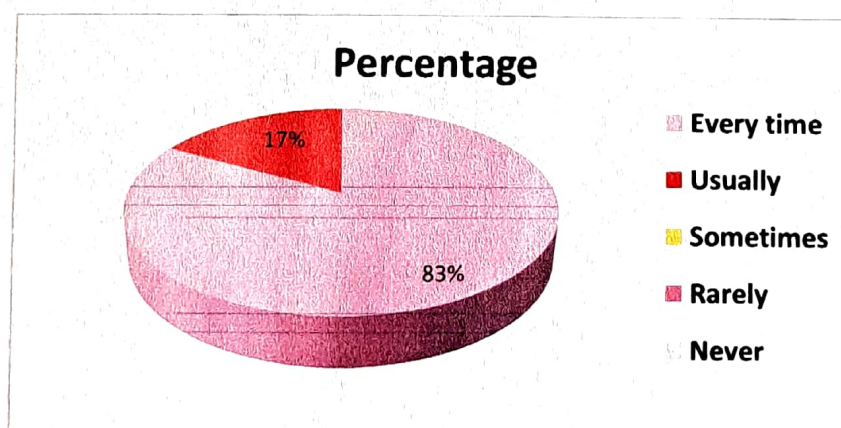
4. The teacher's approach to teaching can best be described as



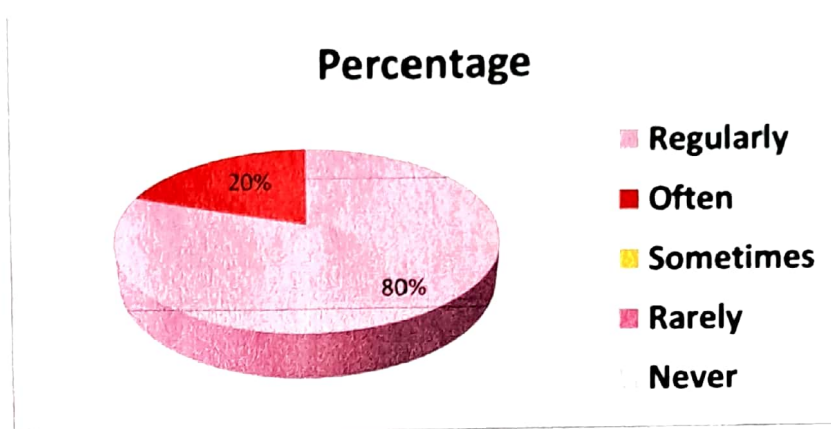
5. Fairness of the internal evaluation process by the teachers.



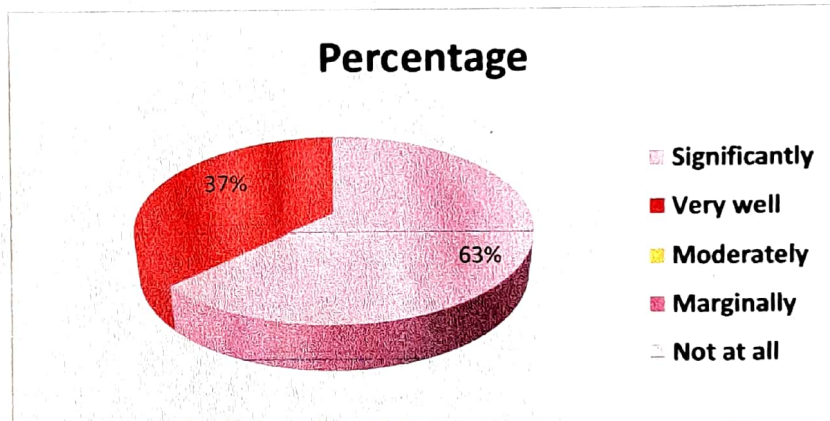
6. Was your performance in assignments discussed with you?



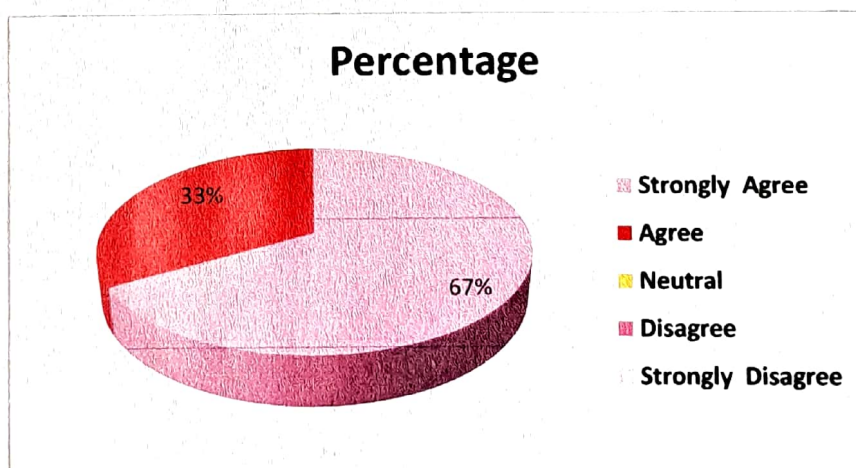
7. The institute takes active interest in promoting internship, student exchange, field visit opportunities for students.



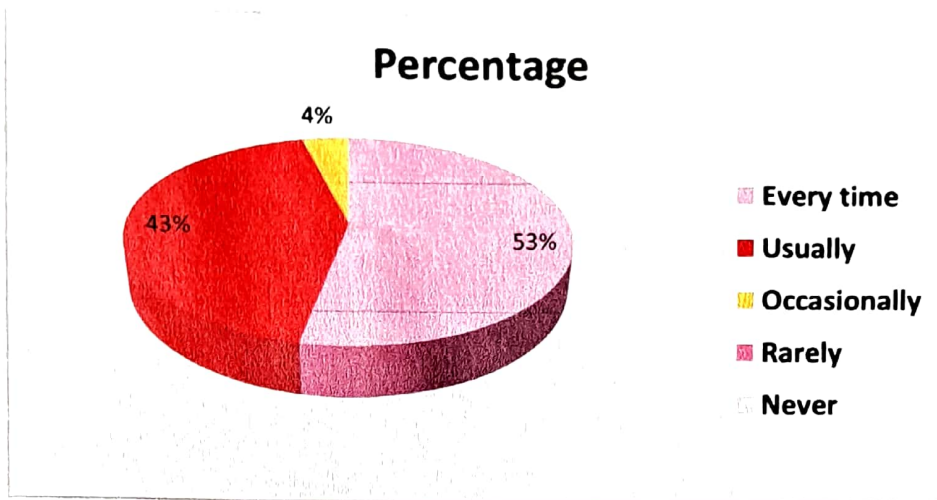
8. The teaching and mentoring process in your institution facilitates you in cognitive, social and emotional growth.



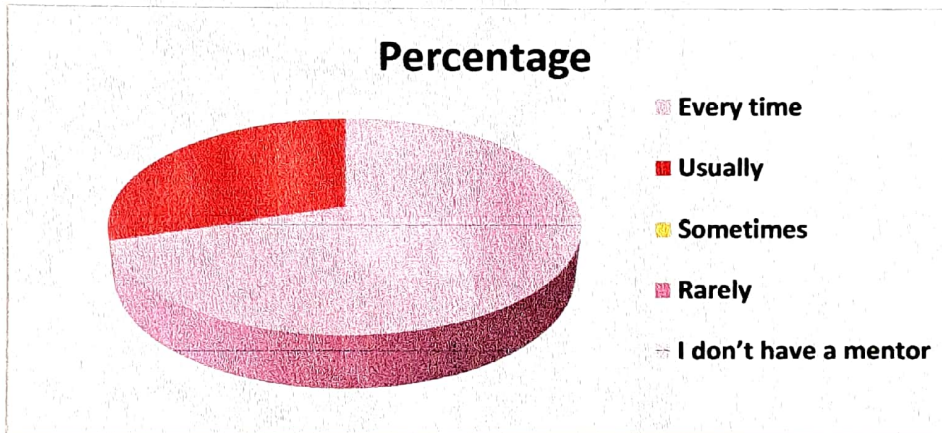
9. The institution provides multiple opportunities to learn and grow



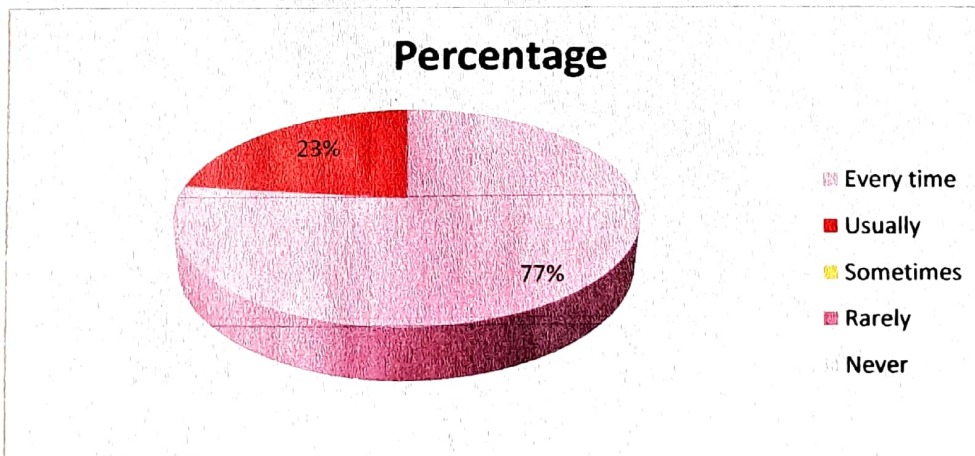
10. Teachers inform you about your expected competencies, course outcomes and programme outcomes.



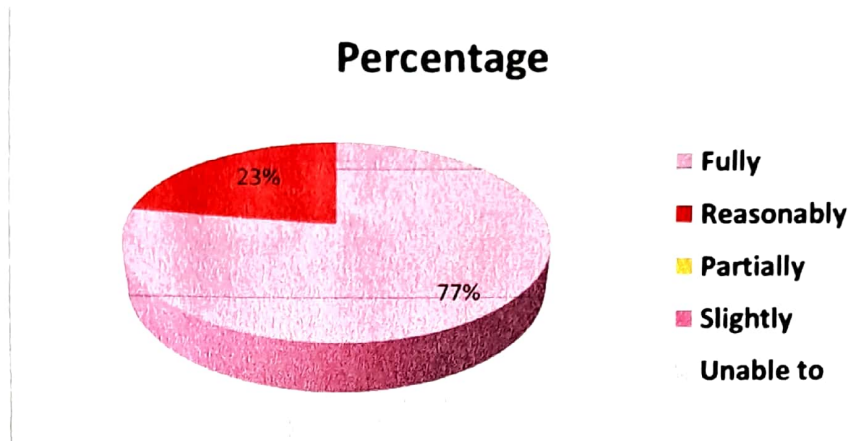
11. Your mentor does a necessary follow-up with an assigned task to you.



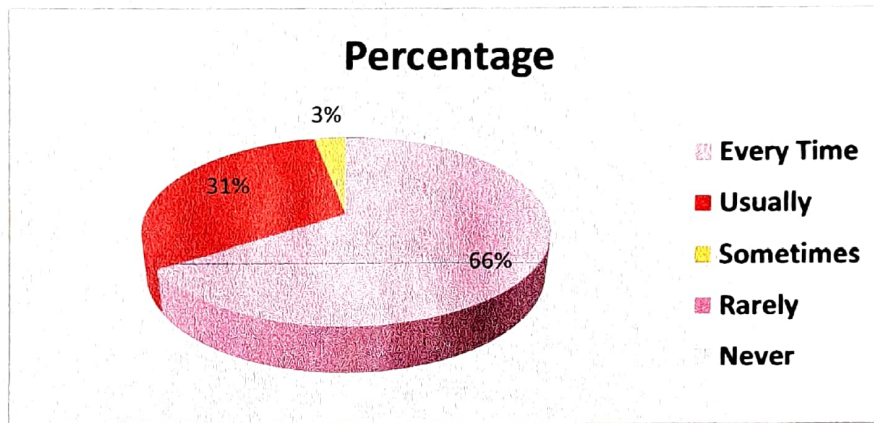
12. The teachers illustrate the concepts through examples and applications.



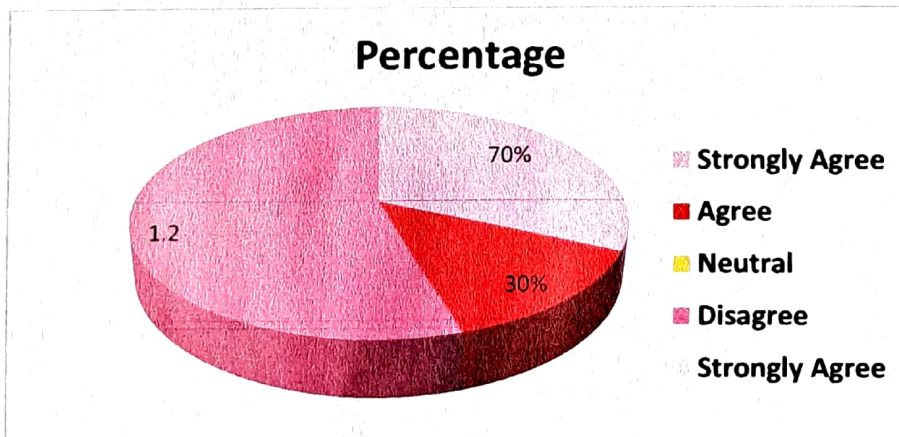
13. The teachers identify your strengths and encourage you with providing right level of challenges.



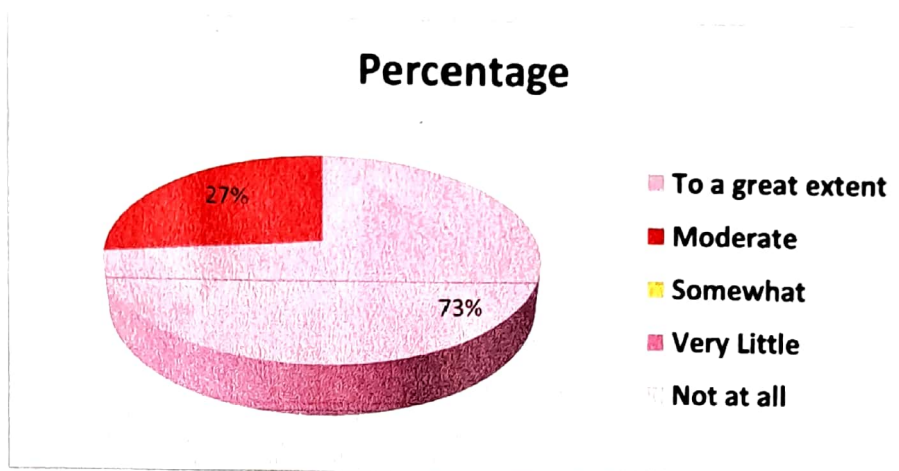
14. Teachers are able to identify your weaknesses and help you to overcome them.



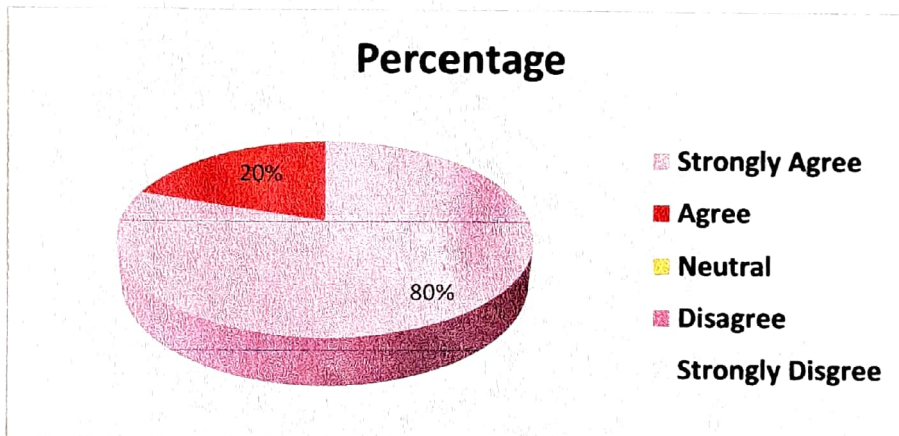
15. The institution makes effort to engage students in the monitoring, review and continuous quality improvement of the teaching learning process.



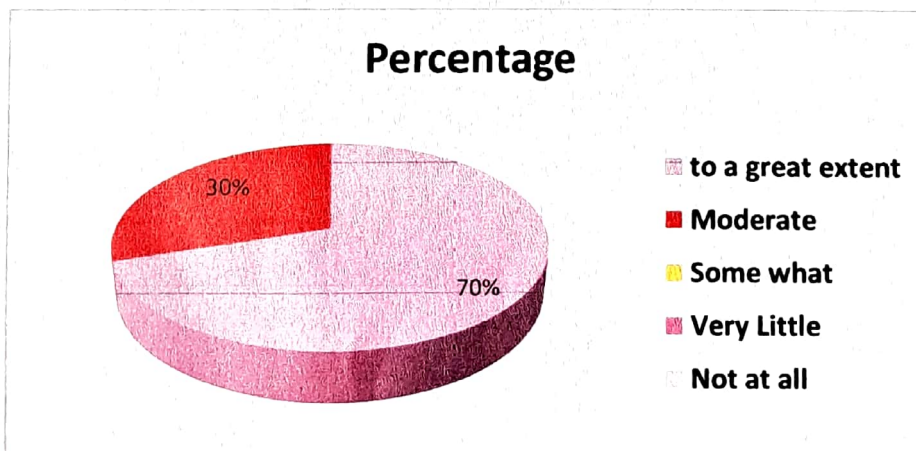
16. The institute/ teachers use student centric methods, such as experiential learning, participative learning and problem solving methodologies for enhancing learning experiences.



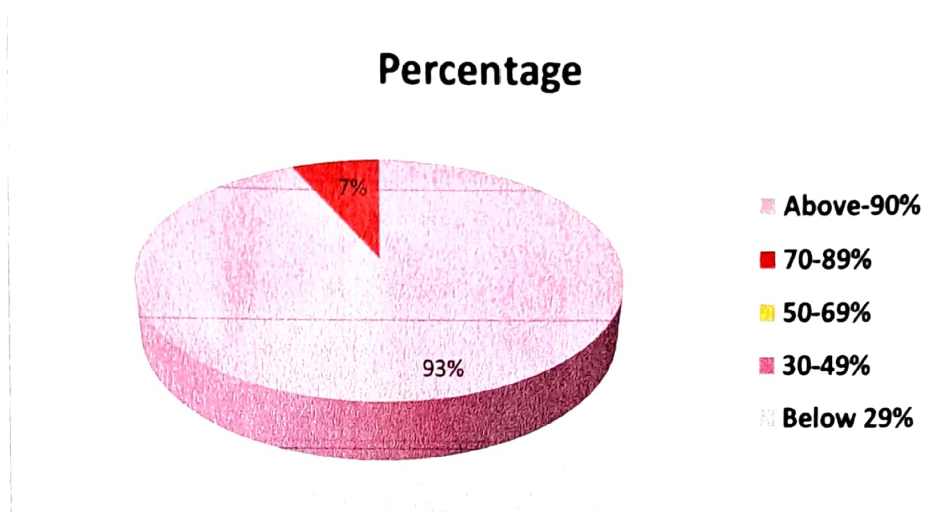
17. Teachers encourage you to participate in extracurricular activities.



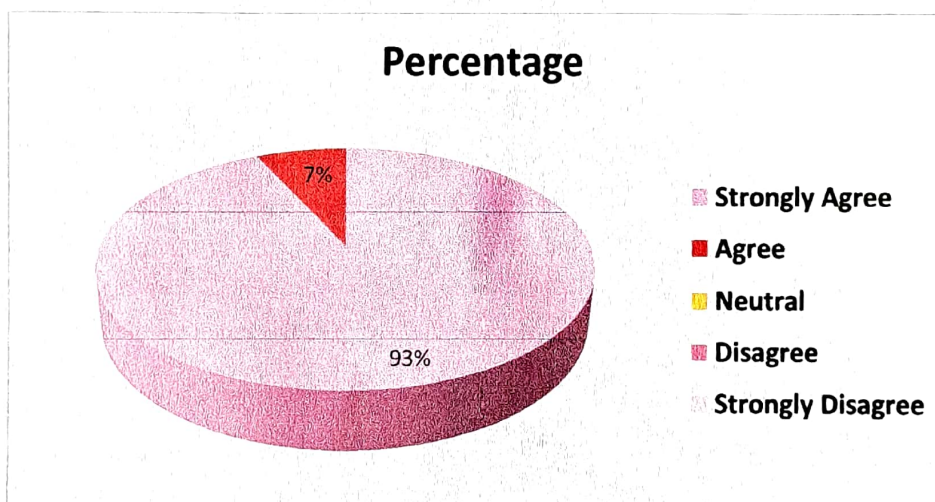
18. Efforts are made by the institute/ teachers to inculcate soft skills, life skills and employability skills to make you ready for the world of work.



19. What percentage of teachers use ICT tools such as LCD projector, Multimedia, etc. while teaching.



20. The overall quality of teaching-learning process in your institute is very good.



Findings from the survey

The overall outcome 90% of students satisfied with coverage of syllabus more than 85%.

The students appreciated the preparation of teachers with remark “Thoroughly”.

The evaluation process is transparency in the institution and 83% of students strongly agree it.

The academic activities in teaching has been appreciated by the students which includes preparation of faculty in subjects, giving real examples, mentoring and motivation of students, use ICT resources, subject expertise, regularity in work.

The academic activities majorly include workshops, department seminars, conferences, guest lectures . The institution further supports to career counselling, placement drive, skill development and industrial visits as extension activities 85% agree with it.

The students also take part in other activities like expo, cultural, sports through women empowerment cell. We also make the students to take part in social responsibilities like blood donation camp, tree plantation, village cleaning and awareness programmes. In overall 93% of students strongly agree with the statement that the quality of teaching learning process in the institution is very good.

The SSS has also pointed out few grey areas where the college/ teachers/ departments do have scope for enhancement in quality of education.

- Conduct more college assessment which will identify strength and weakness of students and provide them support and help them to overcome their weakness.
- Teachers need to promote course competencies and programme outcomes

- Mentors need to follow the mechanism which will identify strength and weakness of students and provide them right level of challenges and help them to overcome their weakness.
- More effort should be made to monitor and improve teaching learning process
- There should be more use of ICT in teaching.

The IQAC and Institution Authority give utmost importance to the findings of this survey

IQAC

Signature

Signature

PRINCIPAL

Principal

S.V.D. Govt. College for Women
NIDADAVOLE - 534 301, E.G.Dt.